

ACCEPTED & FILED

10/19/2023

FILED

NOV 01 2023

State Auditor & Inspector

TULSA TECHNOLOGY CENTER

RECEIVED



School Budget and Financing Plan

2:18 pm, Jun 28, 2023

2023-2024

Prepared in Accordance With the
Oklahoma School District Budget Act

Presented for Board Approval

June 26, 2023

Tulsa

**INDEPENDENT SCHOOL DISTRICT #18
TULSA TECHNOLOGY CENTER
SCHOOL BUDGET AND FINANCING PLAN
FOR APPROPRIATED FUNDS
FISCAL YEAR 2023-2024**

**Steve Tiger, Ph.D.
Superintendent**

**Joanne C. Lucas, CPA
Chief Financial Officer**

**ADOPTED BY:
TULSA TECHNOLOGY CENTER, BOARD OF EDUCATION**

**Sharon Whelpley – President
Jim Baker, Ed.D – Vice President
Mark Griffin – Clerk
David Charney
Danny Hancock
Rick Kibbe
Ray A. Owens, Ed.D**

Preliminary: June 26, 2023

TABLE OF CONTENTS

PRESIDENT'S MESSAGE	1
LETTER OF TRANSMITTAL	2
AFFIDAVIT OF PUBLICATION	3-4
 SCHOOL BUDGET AND FINANCING PLAN (FISCAL YEAR 2023-2024)	
Summary of Estimated Revenues	5
Summary of Estimated Expenditures	6
 SUMMARY OF APPROPRIATED FUNDS	
Revenue Summary	7
Expenditure Summary	8
 GENERAL FUND	
Revenue Summary	9
Expenditure Summary	10
 SPECIAL REVENUE FUND (BUILDING)	
Revenue Summary	11
Expenditure Summary	12
 ADOPTION OF BUDGET	13

INDEPENDENT SCHOOL DISTRICT #18
TULSA TECHNOLOGY CENTER
P.O. Box 477200
Tulsa, OK 74147-7200

BOARD OF EDUCATION


TO THE TAXPAYERS OF INDEPENDENT SCHOOL DISTRICT #18

The Board of Education of Independent School District #18, Tulsa County, Oklahoma as authorized by Oklahoma Statutes (Section 5-150 of the School District Budget Act) submits the School Budget and Financing Plan for Independent School District #18 for the fiscal year 2023-2024.

The 2023-2024 School Budget and Financing Plan was prepared under the direction of the Independent School District #18 Board of Education. The members are:

Sharon Whelpley – President
Jim Baker, Ed.D. – Vice President
Mark Griffin – Clerk
David Charney
Danny Hancock
Rick Kibbe
Ray A. Owens, Ed.D.

The Board of Education, or working committees thereof, met regularly throughout the year. Estimates of the needs for the School District were received which totaled \$256,962,084.



President

TO THE INDEPENDENT SCHOOL DISTRICT #18 BOARD OF EDUCATION

The Independent School District #18 Fiscal Year 2023-2024 School Budget and Financing Plan of appropriated funds is herewith submitted for the approval of the Board of Education under the authority of a Resolution by the Board of Education dated October 28, 2020 in accordance with the Oklahoma School District Budget Act. The budget herein requires 8.06 to 8.56 mills of ad valorem taxation for the General Fund and 5.07 to 5.35 mills of ad valorem taxation for the Building Fund as determined by individual county valuations.

The total budget of appropriated funds equals \$256,962,084 which includes \$125,612,529 for the General Fund and \$131,349,555 for the Special Revenue Fund.

The 2023-2024 Tulsa Technology Center School District Budget and Financing Plan is presented to Independent School District #18 Board of Education for their adoption. The School Budget and Financing Plan for the appropriated funds has not been finalized since the actual ending fund balance, State Aid allocation and actual ad valorem tax valuations are not available.



Superintendent

TULSA WORLD

AFFIDAVIT OF PUBLICATION

See Proof on Next Page

Tulsa World
315 S. Boulder Ave.
(918) 582-0921

I, Stefan Edward Pla, of lawful age, being duly sworn upon oath depose and say that I am an agent of Column Software, PBC, duly appointed and authorized agent of the Publisher of Tulsa World, a publication that is a "legal newspaper" as that phrase is defined for the city of Tulsa, for the County of Tulsa, in the state of Oklahoma, that this affidavit is Page 1 of 2 with the full text of the sworn-to notice set forth on the pages that follow, and that the attachment hereto contains the correct copy of what was published in said legal newspaper in consecutive issues on the following dates:

PUBLICATION DATES:
5 Jun 2023

Notice ID: LGdG6feU7LlcWW76ZyF
Publisher ID: 30832
Notice Name: Tulsa Technology School Budget Pub

PUBLICATION FEE: \$283.58

I state under penalty of perjury under the laws of Oklahoma that the foregoing is true and correct.

Stefan Edward Pla


Agent

VERIFICATION

State of Florida
County of Charlotte

Signed or attested before me on this: 06/05/2023

Rachael Mary Schultz
Notary Public
Notarized online using audio-video communication



**NOTICE OF PUBLIC HEARING
TULSA TECHNOLOGY CENTER**

Notice is hereby given that the VT-18, Tulsa Technology Center School District (DBA Tulsa Technology Center) Board of Education will hold a Public Hearing beginning at 12:00 pm on the 26th day of June, 2023, for the purpose of accepting comments and for holding an open discussion, including answering of questions, on the following proposed VT-18, Tulsa Technology Center School District 2023-2024 Budget. The hearing will be held in the Board Room on the fourth floor of the Customer Service Center, Lemley Campus, 3638 S Memorial Drive, Tulsa, OK 74145.

**TULSA TECHNOLOGY CENTER SCHOOL DISTRICT #18
Fiscal Year 2023-2024**

**PRELIMINARY SUMMARY OF ESTIMATED REVENUES
GOVERNMENTAL FUNDS**

ALL APPROPRIATED FUNDS	GENERAL FUND	SPECIAL REVENUE	TOTAL APPROP FUNDS
LOCAL SOURCES OF REVENUE (1000):			
1110 Ad Valorem Tax Levy (current)	\$ 64,834,568	\$ 40,101,832	\$ 104,936,399
1120 Ad Valorem Tax Levy (prior)	2,060,000	1,236,000	3,296,000
1200 Tuition and Fees	3,653,491	-	3,653,491
1300 Earnings on Investments	1,100,000	2,800,000	3,900,000
1400 Rentals, Commissions, Bookstores	553,694	174,000	727,694
1600 Other Local Revenue	1,007,914	75,000	1,082,914
1700 Child Nutrition	1,487,500	-	1,487,500
TOTAL LOCAL SOURCES OF REVENUE	74,697,166	44,386,832	119,083,997
STATE SOURCES OF REVENUE (3000):			
3800 State Voc Prog - Multi Source	8,421,893	-	8,421,893
TOTAL STATE SOURCES OF REVENUE	8,421,893	-	8,421,893
FEDERAL SOURCES OF REVENUE (4000):			
4810 CARES Ed Stabilization & ARPA Grants	2,537,319	-	2,537,319
4820 Carl Perkins Voc & Applied Tech Act	1,245,479	-	1,245,479
4830 Business & Industry Services	79,166	-	79,166
4850 Job Training Partnership Act	261,228	-	261,228
4870 Federal Student Financial Aids	2,540,215	-	2,540,215
TOTAL FED SOURCES OF REVENUE	6,663,407	-	6,663,407
5000 Non-Revenue Receipts	-	-	-
TOTAL NEW REVENUE	\$ 89,782,465	\$ 44,386,832	\$ 134,169,297
Estimated Fund Balance, June 30, 2023	35,830,064	86,962,724	122,792,787
TOTAL SOURCES OF REVENUE	\$ 125,612,529	\$ 131,349,555	\$ 256,962,084

PRELIMINARY SUMMARY OF ESTIMATED EXPENDITURES

	GENERAL FUND	SPECIAL REVENUE	TOTAL APPROP FUNDS
EXPENDITURES BY MAJOR OCAS OBJECT			
100 Salaries	\$ 45,491,864	\$ 7,292,980	\$ 52,784,844
200 Benefits	16,115,739	2,376,452	18,492,191
300 Professional Services	405,798	220,866	626,664
400 Purchased Property Services	2,331,928	15,278,539	17,610,467
500 Other Purchased Services	11,447,412	6,626,161	18,073,573
600 Supplies and Materials	7,768,163	3,906,746	11,674,909
700 Property	1,764,468	2,124,650	3,889,117
800 Other Objects	4,369,785	24,538	4,394,323
TOTAL EXPENDITURES	\$ 89,695,168	\$ 37,853,931	\$ 127,549,089
Estimated Fund Balance, June 30, 2024	35,917,371	93,495,624	129,412,995
TOTAL FINANCING USES	\$ 125,612,529	\$ 131,349,555	\$ 256,962,084

TULSA TECHNOLOGY CENTER SCHOOL DISTRICT #18
SUMMARY OF ESTIMATED REVENUES
Fiscal Year 2023-2024
June 26, 2023

REVENUE SOURCES	GENERAL FUND (11)	BUILDING FUND (21)	TOTAL APPROPRIATED FUNDS
DISTRICT SOURCES OF REVENUE:			
1110 Ad Valorem Tax Levy (current)	\$ 64,834,568	\$ 40,101,832	\$ 104,936,399
1120 Ad Valorem Tax Levy (prior)	2,060,000	1,236,000	3,296,000
1200 Tuition and Fees	3,653,491	-	3,653,491
1300 Earnings on Investments	1,100,000	2,800,000	3,900,000
1400 Rentals, Commissions, Bookstores	553,694	174,000	727,694
1600 Other Local Sources of Revenue	1,007,914	75,000	1,082,914
1700 Child Nutrition	1,487,500	-	1,487,500
Total District Sources of Revenue	74,697,166	44,386,832	119,083,997
STATE SOURCES OF REVENUE:			
3810 Formula Operations	6,584,793	-	6,584,793
3820 Oklahoma Tuition Aid Grant (OTAG)	76,800	-	76,800
3830 Business & Industry Services	1,513,314	-	1,513,314
3840 Short-Term Adult Training	4,513	-	4,513
3850 Temp Assist Needy Families (TANF) & Drop Out Recovery	242,473	-	242,473
38XX Total State Sources (CareerTech)	8,421,893	-	8,421,893
Total State Sources of Revenue	8,421,893	-	8,421,893
FEDERAL SOURCES OF REVENUE:			
4810 CARES Ed Stabilization & ARPA Grants	2,537,319	-	2,537,319
4820 Carl Perkins Voc & Applied Tech Act	1,245,479	-	1,245,479
4830 Business & Industry Services	79,166	-	79,166
4852 Temporary Assistance for Needy Families (TANF)	261,228	-	261,228
4870 Federal Student Financial Aids	2,540,215	-	2,540,215
Total Federal Sources of Revenue	6,663,407	-	6,663,407
TOTAL REVENUE	\$ 89,782,465	\$ 44,386,832	\$ 134,169,297
Fund Balance - Beginning	35,830,064	86,962,724	122,792,787
TOTAL FUND BALANCE	35,830,064	86,962,724	122,792,787
TOTAL ALL SOURCES	\$ 125,612,529	\$ 131,349,555	\$ 256,962,084

TULSA TECHNOLOGY CENTER SCHOOL DISTRICT #10
SUMMARY OF ESTIMATED EXPENDITURES
Fiscal Year 2023-2024
June 30, 2023
EXPENDITURE SUMMARY BY OBJECT

PROPOSED EXPENDITURES		GENERAL FUND (11)	BUILDING FUND (21)	TOTAL APPROPRIATED FUNDS
100	SALARIES			
110	Salaries - Certified	\$ 33,035,980	\$ 1,732,717	\$ 34,768,697
120	Salaries - Non-Certified Personnel	8,461,349	4,975,767	13,437,116
130	PT Instructional	2,016,893	-	2,016,893
140	PT Non-Instructional	632,543	375,000	1,007,543
150	Overtime	79,309	57,900	137,209
170	TRS Offset	242,500	-	242,500
180	Stipends/457 Match	1,023,291	151,596	1,174,887
	TOTAL SALARIES	45,491,864	7,292,980	52,784,844
200	BENEFITS			
210/220	Group Insurance	4,680,620	759,614	5,440,234
230/240	FICA - Employer Match	3,361,425	474,093	3,835,518
250/260	Retirement	6,936,454	1,142,746	8,079,199
270	Unemployment Insurance	637,240	-	637,240
290	Workers Compensation	300,000	-	300,000
	TOTAL BENEFITS	16,115,739	2,376,452	18,492,191
300	PURCHASED PROFESSIONAL & TECHNICAL SRVS			
310	Administrative Services - BOE	4,400	-	4,400
320	Professional Services	401,398	220,866	622,264
	TOTAL PURCHASED PROF & TECH SRVS	405,798	220,866	626,664
400	PURCHASED PROPERTY SRVCS			
410	Water	570,000	-	570,000
420	Garbage	70,004	-	70,004
430	Repairs and Maintenance	315,420	1,859,489	2,174,909
440	Rental Services	225,769	9,050	234,819
450	Construction Services	1,150,735	13,410,000	14,560,735
	TOTAL PURCHASED PROPERTY SRVCS	2,331,928	15,278,539	17,610,467
500	OTHER PURCHASED SERVICES			
510	Student Transportation	2,984,536	-	2,984,536
520	Insurance Services	738,134	1,531,866	2,270,000
530	Postage	166,974	-	166,974
540	Advertising	435,551	-	435,551
550	Printing and Binding	196,565	-	196,565
560	Tuition - TANF	7,000	-	7,000
580	Staff and Student Travel	764,227	18,233	782,460
590	Other Purchased Services	6,154,425	5,079,062	11,233,487
	TOTAL OTHER PURCHASED SERVICES	11,447,412	6,629,161	18,076,574
600	SUPPLIES AND MATERIALS			
610	General Supplies	2,452,730	468,476	2,921,206
620	Electricity/Gas	3,071,000	239,817	3,310,817
640	Curriculum	570,071	-	570,071
650	Tools/Software/Non-Cap Equipment	382,286	3,189,454	3,571,740
	TOTAL SUPPLIES AND MATERIALS	7,766,183	3,906,748	11,672,931
700	PROPERTY			
730	Equipment	1,627,583	2,124,650	3,752,232
760	Vehicles	136,885	-	136,885
	TOTAL PROPERTY	1,764,468	2,124,650	3,889,117
800	OTHER OBJECTS			
810	Dues and Fees	659,772	-	659,772
860	Staff Registration and Tuition	419,942	24,538	444,480
880	Student Aid Payments/Student Cert & Testing Fees	3,285,071	-	3,285,071
890	Miscellaneous Refunds	5,000	-	5,000
	TOTAL OTHER OBJECTS	4,369,785	24,538	4,394,323
900	OTHER USES OF FUNDS			
	TOTAL OTHER USES OF FUNDS	-	-	-
	Total Expenditures	\$ 89,655,158	\$ 37,853,931	\$ 127,509,089
	<i>Fund Balance - Committed to Cash Flow</i>	33,520,732	18,481,624	52,002,356
	<i>Fund Balance - Assigned to LT Leave Liability</i>	2,396,639	514,100	2,910,739
	<i>Fund Balance - Unassigned</i>	-	74,500,000	74,500,000
	TOTAL PROPOSED FUND BALANCE	35,917,371	93,495,624	129,413,000
	TOTAL PROPOSED USES OF FUNDS	\$ 125,572,529	\$ 131,349,555	\$ 256,922,084

**TULSA TECHNOLOGY CENTER SCHOOL DISTRICT #18
REVENUE SUMMARY (FY22-24)**

	ACTUAL REVENUES FY2021-2022	PROJECTED REVENUES FY2022-2023	ORIGINAL BUDGET FY2023-2024
ALL APPROPRIATED FUNDS			
DISTRICT SOURCES OF REVENUE:			
1110 Ad Valorem Tax Levy (current)	\$ 96,174,006	\$ 101,879,999	\$ 104,936,399
1120 Ad Valorem Tax Levy (prior)	3,521,007	3,200,000	3,296,000
1130 Revenue in Lieu of Taxes	3,367	-	-
1140 Farm Implements Tax	96	-	-
1200 Tuition and Fees	3,368,749	3,445,190	3,653,491
1300 Earnings on Investments	193,325	3,209,333	3,800,000
1400 Rentals, Commissions, Bookstores	453,414	2,403,718	727,694
1600 Other Local Sources of Revenue	1,792,303	1,382,351	1,082,914
1700 Child Nutrition	1,383,852	1,419,000	1,487,500
Total District Sources of Revenue	106,890,118	116,939,591	119,083,997
STATE SOURCES OF REVENUE:			
3410 National Board Certified Stipend	5,000	-	-
3690 Other Misc State Revenue	34,775	1,545	-
Total State Sources (Non-CareerTech)	39,775	1,545	-
3810 Formula Operations	6,383,807	6,389,793	6,584,793
3820 Oklahoma Tuition Aid Grant (OTAG)	68,587	76,800	76,800
3830 Business & Industry Services	863,268	1,712,005	1,513,314
3840 Short-Term Adult Training	4,700	4,513	4,513
3850 Temp Assist Needy Families (TANF) & Drop Out Recovery	29,100	246,165	242,473
3890 OK Education Lottery Grant	-	153,622	-
38XX Total State Sources (CareerTech)	7,329,482	8,582,898	8,421,893
Total State Sources of Revenue	7,369,237	8,584,443	8,421,893
FEDERAL SOURCES OF REVENUE:			
4810 CARES Ed Stabilization & ARPA Grants	5,138,506	2,575,899	2,537,319
4820 Carl Perkins Voc & Applied Tech Act	877,030	1,177,236	1,245,479
4830 Business & Industry Services	56,078	74,592	79,166
4852 Temporary Assistance for Needy Families (TANF)	165,149	201,220	201,220
4870 Federal Student Financial Aids	2,174,559	2,538,721	2,540,215
Total Federal Sources of Revenue	8,411,322	6,627,676	6,863,407
TOTAL REVENUE	\$ 122,670,678	\$ 132,151,709	\$ 134,169,297
Fund Balance - Beginning	94,713,681	110,688,770	122,792,787
3140 Fund Balance - Lapsed Encumbrances	-	-	-
3140 Fund Balance - Stopped Checks and Adjustments	25,898	-	-
TOTAL FUND BALANCE	94,739,579	110,688,770	122,792,787
TOTAL SOURCES OF REVENUE	\$ 217,410,257	\$ 242,840,479	\$ 256,962,084
ALL APPROPRIATED FUNDS			
	ACTUAL EXPENDITURES FY2021-2022	PROJECTED EXPENDITURES FY2022-2023	ORIGINAL BUDGET FY2023-2024
100 Personnel Services - Salaries	\$ 46,083,718	\$ 51,495,300	\$ 52,784,844
200 Personnel Services - Employee Benefits	15,687,772	19,112,196	18,492,191
300 Contracted Services	1,419,938	927,989	626,864
400 Purchased Property Services	12,052,955	8,810,385	17,610,467
500 Other Purchased Services	13,340,558	18,448,249	18,076,574
600 Supplies	10,576,519	13,260,745	11,674,809
700 Property: Equipment-Vehicles-Land	4,190,898	3,733,955	3,889,117
800 Other Objects	3,370,329	4,258,783	4,394,323
TOTAL PROPOSED EXPENDITURES	\$ 106,721,487	\$ 120,047,691	\$ 127,549,089
Fund Balance - Committed to Cash Flow	67,778,031	51,882,048	52,002,256
Fund Balance - Assigned to LT Leave Liability	2,910,739	2,910,739	2,910,739
Fund Balance - Assigned to Lemley Phase III	40,000,000	68,000,000	74,500,000
TOTAL PROPOSED FUND BALANCE	110,688,770	122,792,787	129,412,995
TOTAL PROPOSED USES OF FUNDS	\$ 217,410,257	\$ 242,840,479	\$ 256,962,084

**TULSA TECHNOLOGY CENTER SCHOOL DISTRICT #18
EXPENDITURE SUMMARY BY OBJECT (FY22-24)**

ALL APPROPRIATED FUNDS		ACTUAL EXPENDITURES FY2021-2022	PROJECTED EXPENDITURES FY2022-2023	ORIGINAL BUDGET FY2023-2024
100	SALARIES			
110	Salaries - Certified	\$ 30,431,761	\$ 33,780,531	\$ 34,768,897
120	Salaries - Non-Certified Personnel	9,947,766	13,009,008	13,437,116
130	PT Instructional	2,079,949	1,999,070	2,016,893
140	PT Non-Instructional	901,973	1,045,248	1,007,543
150	Overtime	113,907	137,209	137,209
170	TRS Offset	213,805	213,836	242,500
190	457/Stipend	2,393,566	1,310,488	1,174,887
	TOTAL SALARIES	46,082,718	51,495,380	52,784,844
200	BENEFITS			
210/220	Group Insurance	4,672,493	6,171,598	5,640,234
230/240	FICA - Employer Match	3,288,513	3,844,824	3,835,518
250/260	Retirement	7,490,014	8,183,534	8,079,199
270	Unemployment Insurance	12,760	662,240	637,240
290	Workers Compensation	215,092	250,000	300,000
	TOTAL BENEFITS	15,687,772	19,112,196	18,492,191
300	PURCHASED PROFESSIONAL & TECHNICAL SRVS			
310	Administrative Services - BOE	2,275	4,400	4,400
320-390	Professional Services	1,417,663	923,589	622,264
	TOTAL PURCHASED PROF & TECH SERVICES	1,419,938	927,989	626,664
400	PURCHASED PROPERTY SRVCS			
410	Water	509,761	568,000	570,000
420	Garbage	56,159	99,804	70,004
430	Repairs and Maintenance	1,790,916	3,253,640	2,174,909
440	Rental Services	173,871	281,819	234,819
460	Construction Services	9,522,246	4,627,121	14,560,736
	TOTAL PURCHASED PROPERTY SERVICES	12,052,955	8,810,385	17,610,467
500	OTHER PURCHASED SERVICES			
510	Student Transportation	2,338,589	2,753,369	2,984,536
520	Insurance Services	1,424,684	2,095,159	2,270,000
530	Postage	53,098	169,124	166,974
540	Advertising	407,987	478,551	435,551
550	Printing and Binding	140,665	196,585	196,565
560	Tuition - TANF	7,662	7,000	7,000
580	Staff and Student Travel	444,275	971,515	782,460
590	Other Purchased Services	8,523,816	11,776,967	11,233,487
	TOTAL OTHER PURCHASED SERVICES	13,340,558	18,448,249	18,076,574
600	SUPPLIES AND MATERIALS			
610	General Supplies	2,193,846	2,947,518	2,921,208
620	Electricity/Gas	2,737,806	3,188,673	3,310,817
640	Curriculum	193,887	574,910	570,000
650	Tools/Software/Non-Cap Equipment	4,138,737	5,189,784	3,980,740
660	Resale	1,326,043	1,380,172	1,292,076
	TOTAL SUPPLIES AND MATERIALS	10,578,519	13,280,745	11,674,909
700	PROPERTY			
730	Equipment	4,097,152	3,808,775	3,752,232
760	Vehicles	93,548	127,179	136,885
	TOTAL PROPERTY	4,190,699	3,733,955	3,889,117
800	OTHER OBJECTS			
810	Dues and Fees	348,576	585,402	659,772
860	Staff Registration and Tuition	228,530	424,827	444,480
880	Student Aid Payments/Student Cert & Testing Fees	2,696,298	3,243,553	3,285,071
890	Miscellaneous Refunds	98,925	5,000	5,000
	TOTAL OTHER OBJECTS	3,370,329	4,258,783	4,394,323
900	OTHER USES OF FUNDS			
	TOTAL OTHER USES OF FUNDS	-	-	-
	Total Expenditures	\$ 106,721,487	\$ 120,047,691	\$ 127,549,089
	<i>Fund Balance - Committed to Cash Flow</i>	67,778,031	51,882,048	52,002,256
	<i>Fund Balance - Assigned to Long Term Leave Liability</i>	2,910,739	2,910,739	2,910,739
	<i>Fund Balance - Assigned to Lanley Phase III</i>	40,000,000	68,000,000	74,500,000
	TOTAL PROPOSED FUND BALANCE	110,688,770	122,792,787	129,412,995
	TOTAL PROPOSED USES OF FUNDS	\$ 217,410,257	\$ 242,840,479	\$ 256,962,084

**TULSA TECHNOLOGY CENTER SCHOOL DISTRICT #18
REVENUE AND EXPENDITURE SUMMARY (FY22-24)**

	ACTUAL REVENUES FY2021-2022	PROJECTED REVENUES FY2022-2023	ORIGINAL BUDGET FY2023-2024
GENERAL FUND (11)			
DISTRICT SOURCES OF REVENUE:			
1110 Ad Valorem Tax Levy (current)	\$ 59,422,593	\$ 62,946,182	\$ 64,834,568
1120 Ad Valorem Tax Levy (prior)	2,179,917	2,000,000	2,060,000
1130 Revenue in Lieu of Taxes	2,073	-	-
1140 Farm Implements Tax	59	-	-
1200 Tuition and Fees	3,368,749	3,445,180	3,853,491
1300 Earnings on Investments	52,258	1,117,116	1,100,000
1400 Rentals, Commissions, Bookstores	453,414	719,171	553,694
1600 Other Local Sources of Revenue	1,316,179	1,193,578	1,007,914
1700 Child Nutrition	1,383,852	1,419,000	1,487,500
Total District Sources of Revenue	68,179,093	72,840,237	74,697,166
STATE SOURCES OF REVENUE:			
3410 National Board Certified Stipend	5,000	-	-
3690 Other Misc State Revenue	34,765	1,545	-
Total State Sources (Non-CareerTech)	39,765	1,545	-
3810 Formula Operations	6,383,807	6,389,793	6,584,793
3820 Oklahoma Tuition Aid Grant (OTAG)	68,587	76,800	76,800
3830 Business & Industry Services	863,268	1,712,005	1,513,314
3840 Short-Term Adult Training	4,700	4,513	4,513
3850 Temp Assist Needy Families (TANF) & Drop Out Recovery	29,100	246,165	242,473
3890 OK Education Lottery Grant	-	153,622	-
38XX Total State Sources (CareerTech)	7,329,462	8,582,898	8,421,893
Total State Sources of Revenue	7,369,227	8,584,443	8,421,893
FEDERAL SOURCES OF REVENUE:			
4810 CARES Ed Stabilization & ARPA Grants	4,505,487	2,519,784	2,537,319
4820 Carl Perkins Voc & Applied Tech Act	877,030	1,177,236	1,245,479
4830 Business & Industry Services	56,078	74,592	79,166
4850 Job Training Partnership Act	-	-	-
4852 Temporary Assistance for Needy Families (TANF)	165,149	261,228	261,228
4870 Federal Student Financial Aids	2,174,550	2,538,721	2,540,215
Total Federal Sources of Revenue	7,778,303	6,571,561	6,663,407
TOTAL REVENUE	\$ 83,326,823	\$ 87,996,241	\$ 89,782,465
Fund Balance - Beginning	35,772,675	34,682,797	35,830,064
3140 Fund Balance - Lapsed Encumbrances	-	-	-
8140 Fund Balance - Estopped Checks and Adjustments	25,253	-	-
TOTAL FUND BALANCE	35,797,928	34,682,797	35,830,064
TOTAL ALL SOURCES	\$ 119,124,551	\$ 122,679,038	\$ 125,612,529

	ACTUAL EXPENDITURES FY2021-2022	PROJECTED EXPENDITURES FY2022-2023	ORIGINAL BUDGET FY2023-2024
GENERAL FUND (11)			
100 Personnel Services - Salaries	\$ 45,070,781	\$ 44,281,234	\$ 45,491,884
Personnel Services - Employee Benefits	19,751,999	19,715,999	19,119,799
300 Contracted Services	466,911	499,414	405,798
400 Purchased Property Services	1,382,757	1,162,342	2,331,928
500 Other Purchased Services	9,354,455	11,384,044	11,447,412
600 Supplies	6,545,476	7,564,363	7,768,163
700 Property: Equipment-Vehicles-Land	2,950,723	971,614	1,764,468
800 Other Objects	3,365,787	4,253,088	4,369,785
900 Other Uses of Funds	-	-	-
TOTAL PROPOSED EXPENDITURES	\$ 84,441,754	\$ 86,848,975	\$ 89,695,158
Fund Balance - Committed to Cash Flow	32,286,158	33,433,425	33,520,732
Fund Balance - Assigned to LT Leave Liability	2,396,639	2,396,639	2,396,639
TOTAL PROPOSED FUND BALANCE	34,682,797	35,830,064	35,917,371
TOTAL PROPOSED USES OF FUNDS	\$ 119,124,551	\$ 122,679,038	\$ 125,612,529

**TULSA TECHNOLOGY CENTER SCHOOL DISTRICT #18
EXPENDITURE SUMMARY BY OBJECT (FY22-24)**

GENERAL FUND (11)		ACTUAL EXPENDITURES FY2021-2022	PROJECTED EXPENDITURES FY2022-2023	ORIGINAL BUDGET FY2023-2024
100	SALARIES			
110	Salaries - Certified	\$ 30,084,342	\$ 31,950,772	\$ 33,035,980
120	Salaries - Non-Certified Personnel	9,450,987	8,177,512	8,461,349
130	PT Instructional	2,079,949	1,999,070	2,016,893
140	PT Non-Instructional	745,326	870,248	632,543
150	Overtime	105,232	79,309	79,309
170	TRS Offset	211,897	213,836	242,500
190	457/Stipend	2,393,048	1,190,488	1,023,291
	TOTAL SALARIES	45,070,781	44,281,234	45,491,864
200	BENEFITS			
210/220	Group Insurance	4,547,314	5,367,470	4,880,620
230/240	FICA - Employer Match	3,221,762	3,368,813	3,361,425
250/260	Retirement	7,327,036	7,064,343	6,936,454
270	Unemployment Insurance	12,760	662,240	637,240
290	Workers Compensation	215,992	250,000	300,000
	TOTAL BENEFITS	15,324,863	16,712,866	16,115,739
300	PURCHASED PROFESSIONAL & TECHNICAL SRVS			
310	Administrative Services - BOE	2,275	4,400	4,400
320-390	Professional Services	464,636	495,014	401,388
	TOTAL PURCHASED PROF & TECH SERVICES	466,911	499,414	405,788
400	PURCHASED PROPERTY SRVCS			
410	Water	509,761	568,000	570,000
420	Garbage	58,159	99,804	70,004
430	Repairs and Maintenance	628,541	241,788	315,420
440	Rental Services	168,297	252,769	225,769
450	Construction Services	-	20,000	1,150,735
	TOTAL PURCHASED PROPERTY SRVCS	1,362,757	1,182,342	2,331,928
500	OTHER PURCHASED SERVICES			
510	Student Transportation	2,338,589	2,753,369	2,984,536
520	Insurance Services	1,424,684	593,604	738,134
530	Postage	53,098	169,124	168,974
540	Advertising	407,967	478,551	435,551
550	Printing and Binding	140,665	196,565	198,565
560	Tuition - TANF	7,882	7,000	7,000
580	Staff and Student Travel	441,377	900,689	764,227
590	Other Purchased Services	4,540,412	6,285,163	6,154,425
	TOTAL OTHER PURCHASED SERVICES	9,354,455	11,384,044	11,447,412
600	SUPPLIES AND MATERIALS			
610	General Supplies	1,778,042	2,255,949	2,452,730
620	Curriculum	180,087	574,619	570,071
640	Tools/Software/Non-Cap Equipment	787,631	429,612	382,286
650	Resale	1,326,043	1,380,172	1,292,076
660	TOTAL SUPPLIES AND MATERIALS	6,545,476	7,564,363	7,768,163
700	PROPERTY			
730	Equipment	2,857,177	844,435	1,627,583
760	Vehicles	93,546	127,179	136,885
	TOTAL PROPERTY	2,950,723	971,614	1,764,468
800	OTHER OBJECTS			
810	Dues and Fees	346,576	585,402	659,772
860	Staff Registration and Tuition	223,988	419,142	419,942
880	Student Aid Payments/Student Cert & Testing Fees	2,686,298	3,243,553	3,285,071
890	Miscellaneous Refunds	98,925	5,000	5,000
	TOTAL OTHER OBJECTS	3,365,787	4,253,098	4,369,785
900	OTHER USES OF FUNDS			
	TOTAL OTHER USES OF FUNDS	-	-	-
	Total Expenditures	\$ 84,441,754	\$ 86,848,975	\$ 89,695,158

**TULSA TECHNOLOGY CENTER SCHOOL DISTRICT #18
REVENUE AND EXPENDITURE SUMMARY (FY21-23)**

	ACTUAL REVENUES FY2021-2022	PROJECTED REVENUES FY2022-2023	ORIGINAL BUDGET FY2023-2024
BUILDING FUND (21)			
DISTRICT SOURCES OF REVENUE:			
1110 Ad Valorem Tax Levy (current)	\$ 38,751,412	\$ 38,933,817	\$ 40,101,832
1120 Ad Valorem Tax Levy (prior)	1,341,091	1,200,000	1,238,000
1130 Revenue in Lieu of Taxes	1,295	-	-
1140 Farm Implements Tax	37	-	-
1300 Earnings on Investments	141,067	2,092,216	2,800,000
1400 Rentals, Commissions, Bookstores	-	1,684,547	174,000
1600 Other Local Sources of Revenue	476,124	188,773	75,000
1700 Child Nutrition	-	-	-
Total District Sources of Revenue	38,711,025	44,099,353	44,386,832
STATE SOURCES OF REVENUE:			
3690 Other Misc State Revenue	10	-	-
Total State Sources (Non-CareerTech)	10	-	-
Total State Sources of Revenue	10	-	-
FEDERAL SOURCES OF REVENUE:			
4810 CARES Ed Stabilization & ARPA Grants	633,019	56,115	-
Total Federal Sources of Revenue	633,019	56,115	-
TOTAL REVENUE	\$ 39,344,056	\$ 44,155,468	\$ 44,386,832
Fund Balance - Beginning	58,941,008	76,005,973	86,862,724
3140 Fund Balance - Estopped Checks and Adjustments	845	-	-
TOTAL FUND BALANCE	58,941,851	76,005,973	86,862,724
TOTAL ALL SOURCES	\$ 98,285,706	\$ 120,161,441	\$ 131,349,555

	ACTUAL EXPENDITURES FY2021-2022	PROJECTED EXPENDITURES FY2022-2023	ORIGINAL BUDGET FY2023-2024
BUILDING FUND (21)			
100 Personnel Services - Salaries	\$ 1,011,937	\$ 7,214,156	\$ 7,282,880
200 Personnel Services - Employee Benefits	362,908	2,389,330	2,376,452
300 Contracted Services	953,028	428,575	220,866
400 Purchased Property Services	10,890,198	7,628,043	15,278,539
500 Other Purchased Services	3,886,103	7,064,205	6,628,161
600 Supplies	4,031,043	5,686,383	3,806,746
700 Property: Equipment-Vehicles-Land	1,239,975	2,762,341	2,124,650
800 Other Objects	4,542	5,685	24,538
900 Other Uses of Funds	-	-	-
TOTAL PROPOSED EXPENDITURES	\$ 22,279,733	\$ 33,198,717	\$ 37,853,931
Fund Balance - Committed to Cash Flow	35,491,873	18,448,624	18,481,524
Fund Balance - Assigned to LT Leave Liability	514,100	514,100	514,100
Fund Balance - Assigned to Lemley Phase III	40,000,000	68,000,000	74,500,000
TOTAL USES OF FUNDS	\$ 88,285,706	\$ 120,161,441	\$ 131,349,555

TULSA TECHNOLOGY CENTERS SCHOOL DISTRICT #18
EXPENDITURE SUMMARY BY OBJECT (FY22-24)

		ACTUAL EXPENDITURES FY2021-2022	PROJECTED EXPENDITURES FY2022-2023	ORIGINAL BUDGET FY2023-2024
	BUILDING FUND (21)			
110	Salaries - Certified	347,420	1,828,759	1,732,717
120	Salaries - Non-Certified Personnel	498,768	4,831,496	4,975,767
140	PT Non-Instructional	156,647	375,000	375,000
150	Overtime	8,675	57,900	57,900
190	457/Stipend	2,427	120,000	151,596
	TOTAL SALARIES	1,011,937	7,214,156	7,292,980
200	BENEFITS			
210/220	Group Insurance	125,180	804,129	758,614
230/240	FICA - Employer Match	74,751	476,011	474,093
250/260	Retirement	182,977	1,118,180	1,142,746
	TOTAL BENEFITS	382,908	2,398,330	2,376,452
300	PURCHASED PROFESSIONAL & TECHNICAL SRVS			
320-390	Professional Services	953,028	428,575	220,866
	TOTAL PURCHASED PROF & TECH SERVICES	953,028	428,575	220,866
400	PURCHASED PROPERTY SRVCS			
430	Repairs and Maintenance	1,162,375	3,011,872	1,859,489
440	Rental Services	5,574	9,050	9,050
450	Construction Services	9,522,248	4,807,121	13,410,000
	TOTAL PURCHASED PROPERTY SERVICES	10,690,198	7,828,043	15,278,539
500	OTHER PURCHASED SERVICES			
520	Insurance Services	-	1,501,555	1,531,866
580	Staff and Student Travel	2,899	70,846	18,233
590	Other Purchased Services	3,983,204	5,491,804	5,079,062
	TOTAL OTHER PURCHASED SERVICES	3,986,103	7,064,205	6,629,161
600	SUPPLIES AND MATERIALS			
610	General Supplies	415,804	691,570	468,476
620	Electricity/Gas	244,133	264,681	239,817
650	Tools/Software/Non-Cap Equipment	3,371,106	4,740,151	3,198,454
	TOTAL SUPPLIES AND MATERIALS	4,031,043	5,696,383	3,906,746
700	PROPERTY			
730	Equipment	1,239,975	2,762,341	2,124,650
	TOTAL PROPERTY	1,239,975	2,762,341	2,124,650
800	OTHER OBJECTS			
899	TOTAL OTHER OBJECTS	4,542	5,685	24,538
900	OTHER USES OF FUNDS			
	TOTAL OTHER USES OF FUNDS	-	-	-
	Total Expenditures	\$ 22,279,733	\$ 33,198,717	\$ 37,853,931

TULSA TECHNOLOGY CENTER SCHOOL DISTRICT BOARD OF EDUCATION, VT-18

P.O. Box 477200
Tulsa, OK 74147-7200
(918) 828-5000

ADOPTION OF SCHOOL DISTRICT BUDGET AND FINANCING PLAN


JUNE 26, 2023


STATE OF OKLAHOMA, COUNTY OF TULSA.

We, the undersigned members of the Tulsa Technology Center School District Board of Education, VT - 18, of said County and State, do hereby certify that we have adopted the Tulsa Technology Center School District Budget and Financing Plan as is herewith presented this 26th day of June, 2023.


President


Vice-President


Member


Member

Member

Member

ATTEST: 
Clerk of Board of Education

**TULSA TECHNOLOGY CENTER SCHOOL DISTRICT NO. 18
COUNTY OF TULSA**

We certify that the total net assessed valuation of the property, subject to ad valorem taxes, after the amount of all Homestead & Veteran Exemptions have been deducted in the said School District as finally equalized and certified by the State Board of Equalization for the current year 2023-2024 is as follows:

County	Real	Personal	Public Service	Less Exemptions	TOTAL
Tulsa	\$ 6,498,096,060	\$ 1,014,849,435	\$ 362,438,168	\$ (167,470,268)	\$ 7,707,913,395
Creek	21,142,273	11,870,917	3,181,546	(667,586)	35,527,150
Okmulgee	7,787,622	491,843	470,216	(575,331)	8,174,350
Osage	166,761,347	11,780,638	14,881,666	(7,063,982)	186,359,669
Pawnee	1,992,542	31,572	76,173	(140,452)	1,959,835
Rogers	118,848,718	71,152,511	10,070,933	(3,029,114)	197,043,048
Wagoner	426,362,922	61,672,256	22,998,455	(18,576,965)	492,456,668
Washington	3,296,895	286,898	368,102	(212,071)	3,739,824
TOTAL	\$ 7,244,288,379	\$ 1,172,136,070	\$ 414,485,259	\$ (197,735,769)	\$ 8,633,173,939

And that the assessed valuations herein certified have been used in computing the rates of mill levies and the proceeds thereof appropriated as aforesaid; and that have ascertained as aforesaid, the aggregate amount to be raised by ad valorem taxation, we thereupon made the levies therefore, as provided by law as follows:

County	General Fund	Building Fund	Total
Tulsa	8.24 mills	5.09 mills	13.33 mills
Creek	8.06 mills	5.10 mills	13.16 mills
Okmulgee	8.24 mills	5.15 mills	13.39 mills
Osage	8.39 mills	5.24 mills	13.63 mills
Pawnee	8.31 mills	5.20 mills	13.51 mills
Rogers	8.11 mills	5.07 mills	13.18 mills
Wagoner	8.13 mills	5.08 mills	13.21 mills
Washington	8.56 mills	5.35 mills	13.91 mills

We do hereby order the above levies to be certified forthwith by the Secretary of this Board to the County Assessor of Said County, in order that the County Assessor may immediately extend said levies upon the Tax Rolls for the Year 2023, without regard to any protest that may be filed against any levies, as required by 68 O.S. 1981, Section 2474. We further certify the said appropriation and the mill-rate levies as aforesaid, are within the limitation provided by law.

We certify that we have examined the Tulsa Technology Center, VT-18, School District Budget and Financing Plan and do herewith approve said plan.

Dated at Tulsa this the 19th day of October, 2023 at Tulsa, Oklahoma.

Excise Board Member

Excise Board Member

Excise Board Member

Attest:

Secretary of the County Excise Board

